

**AUGUST  
16 – 19  
2012**

**STONEWATER**

**RANCH**

**PLAIN, WA**

**(NEAR LEAVENWORTH)**



# **Ranger Camp 2012**

## **Mission Improbable**



*Information Booklet*

## Step 1 - Communicate

### Event Description

Three days of fun and adventure in the Son! Beautiful pine trees and meadows set in the Cascade Mountains. Activities galore for boys of all ages. Exciting spirit-filled ministry that changes lives of boys and men alike. The Northwest Ministry Network Ranger Camp continues to provide excellent opportunities for boys to encounter Jesus for the past 30 years. This year's theme is Mission Improbable and the scripture is Joshua 1:9.

For Ranger Camp 2012 the NWMN Royal Rangers are proud to present ***Dan Metteer, Children's Pastor*** from Eastridge Christian Assembly! Bright lights, pulsating sounds, breathtaking special effects and edge-of-your-seat drama are just part of the show. The goal of the program is to highlight God's power in the lives of today's kids—showing them how cool it is to belong to the winning team.

Camp dates are **Thursday August 16 - Sunday August 19, 2012**; and the location is Stonewater Ranch near Leavenworth, Washington. While Ranger Camp is the annual Royal Ranger campout for the Northwest Ministry Network, any boy is welcome to attend camp with their outpost or church, regardless of whether or not they are a Ranger. If you're looking for a boy's ministry event that is effective, then this is it!



- Excellent Value
- Quality Ministry
- Low Cost
- Age Group Focused
- Tons of Activities

For a low cost of \$75 (\$86.25 for non-chartered outposts), each camper receives the following:

- 3 days of Camping
- Camp Ball cap
- Camp Patch
- Camp Pin
- Participation in age-specific activities
- Evening pageants, music and ministry

Food and transportation costs are not included. Each church is responsible for these costs. Camp T-shirts are also available for an additional charge of \$15. Registration is done on-line. Read over this Camp Booklet and sign up today! We're looking forward to seeing you this year at Camp!




## Communication Tools

Here are some ways to get the word out on this year's Ranger Camp:

- Check out our website at <http://www.royalrangernw.com> for updates on camp info
- Find the website link to the registration site on the NWMN website and download information, including posters and forms needed to get ready for camp

Keep your boys informed of the activities at Ranger Camp which include Patrol Competitions. Start building up the anticipation level NOW. Boys need to dream big and experience big. The time to start communicating with your boys and leaders is NOW! Use as many methods as you can to get the word out and prepare your outpost, body and spirit, for a move of God at Ranger Camp 2012!



# New for 2012

## *Geocaching*



## *Patrol Sports Competition*

Baseball



Basketball

## *Rock Wall Climbing*



Ultimate  
Frisbee

## *Pool*





## Step 2 - Prepare Your Boys / Outpost

### Camping at Stonewater Ranch

Here is what you need to know:

- The location is beautiful - we're nestled in a valley of pastureland surrounded by mountains and pine trees
- Since we camp in the pasture area, shade will be scarce at your campsite - bring your own shade
- The evening pageant is under a huge metal covered arena - Campers must all bring a small folding chair to sit in during the evening services
- Insects, namely grasshoppers and mosquitoes, may be an issue - bring insect repellent and protection in case they get ferocious
- Water spigots will be available, so bring water containers to store water at your campsite and make your boy's carry a water bottle around since sometimes temperatures can reach 100°F
- Campfires are allowed provided the Forest Service doesn't shut them down based on fire conditions - only fires in above-ground fire pits are allowed
- Ice is available nearby in the town of Plain, WA (1.5 miles from camp), or you can use the Snack Shack service to order ice and pick it up directly at camp
- A small store is available in Plain, WA, should the need arise - a large supermarket is located in Leavenworth, WA which is about 30 minutes away from camp

### Equipment and Outpost Preparations

Check out the attached forms to figure out what individual campers will need to attend camp. Please pay special attention to the list of prohibited items in camp.

### Camp Theme

Each outpost may want to decorate their campsite to make it fit in with the theme. This is especially true if your outpost is seeking the coveted Big "E" award! So here are some ideas for sprucing up your campsite.

- The theme revolves around Mission Impossible - So any kind of activity that deals with improbable items will work
- Make sure to include lots of camp crafts such as entry doors, tool areas, Chippewa kitchens, etc.
- If using a grease pit, fill in your hole when you leave
- Put up an outpost banner and display stand for your patrol flags and other flags displayed in your outpost
- The use of Spies and the Promise Land can be especially effective

## **Patrol and Outpost Competitions**

### **Flags – Patrol Identification**

There is no size or height limitation for the flag, although it must be carried by one person at normal pace while in a formation. Below are the flag judging criteria:

#### **Content Requirements:**

1. Church name
2. Outpost number
3. Patrol identification / name
4. Year
5. Discovery Ranger or Adventure Ranger or Expedition Ranger noted on flag (usually back)

#### **Judging Points Based on:**

1. Use of color/materials
2. How well flag fits in with theme
3. Flag contains all the content requirements
4. Originality (thought & planning)
5. Quality of workmanship
6. Work appears to be done by boys

### **Bolos – Individual Patrol Member Identification**

Perhaps the biggest change will be in the area of the traditional bolo. Patrols can now opt to make a bolo, wristband, armband, choker or other such individual device to identify their patrol. Again, the key will be in creativity and individuality. No one type of device will have a higher point value than the others (bolos, armbands, etc.) The outpost type (DR, AR or ER) does not need to appear on the device, since it is presented with the flag. Here are the judging criteria:

#### **Content Requirements**

1. Outpost number
2. Patrol identification/name
3. Year

#### **Judging Point Based on:**

1. Use of color / materials
2. How well the device fits in with the theme
3. Device contains all the content requirements
4. Originality (thought & planning)
5. Quality workmanship
6. Work appears to be done by boys

(Note: Rangers using digital or computer help to design and make bolos and standards / flags are acceptable.)

## Yells

### Content Requirements

1. 3-8 boys
2. Maximum two minutes in length
3. Fits in with the theme of camp

### Judging Points Based on:

1. Yell contains required elements
2. Rhythm
3. Volume
4. Synchronization
5. Clarity

## Campsite

### Judging Criteria

1. First impression
2. Archway
3. Perimeter
4. Kitchen area
5. First-Aid
6. Duty roster
7. Garbage receptacle
8. Neat, clean, orderly
9. Tent interiors
10. Safety

## Camp craft

Camp craft includes lashing and other handmade camp items that “spruce up” the campsite

### Judging Criteria

1. Hand-crafted
2. Useful, practical
3. Quality workmanship
4. Compliments campsite
5. Safe
6. Complete

## **Big “E” Award**

The Big “E” Award is based on overall effort. Has the outpost made an effort in every aspect of Ranger Camp? Have they made patrol flags and bolos? Have they made an effort to have a top-notch campsite? Have they worked on Camp craft? Are the boys in camp doing most of the work? The recipient of this award must also make improvements on the Big “E” flag during the year and show those improvements as they pass the flag on the next year. To win the Big “E” Award the outpost must do the following:

1. Make patrol flags and individual identification devices (bolos)
2. Have a topnotch campsite
3. Have some topnotch camp craft at their campsite

## **Geocaching (New)**

Geocaching is an exciting new sport that uses GPS navigation to find hidden treasures. The goal is to find all three geocaches - all caches are in easy hiding spots. There will be a small gift at each cache. All waypoints are allowed to be preprogrammed into the GPS units (GPS units are the responsibility of the Outpost). The competition will be timed beginning at the starting point and completes when the last cache is found. The rules for the competition are:

1. All team members stay together
2. Do not run - there is no need to get injured
3. Involve everyone on the team - everyone needs a responsibility
4. Each team will have a Leader
5. Team will start with Cache 1 followed by 2 and then 3
6. Each Outpost will be responsible for timing their search
7. Do not share the location of the caches with other Patrols - this is a competition

## **Sports Competition (New)**

- **Baseball**

Baseball will be a competition between two patrols of up to nine players each. Each patrol will be responsible for bringing their own equipment - there will be a limited amount of bats and gloves that may be borrowed. The competition will run over Days 2 and 3 of Ranger Camp. The rules for the competition are:

1. Basic Rules of Baseball will be followed
2. Will be Slow Pitch Softball
3. Each game will last one hour – the score will be that at the last complete inning
4. All Patrol members will bat
5. The ruling by the Umpire is FINAL
6. NO base stealing
7. NO base sliding
8. Games will be divided up by DR, AR, ER (as there are teams to field)



- **Ultimate Frisbee**

Ultimate Frisbee will be a competition between two patrols of up to seven players each. Each patrol member will be responsible for ensuring they have proper footwear. The competition will run over Days 2 and 3 of Ranger Camp. The rules for the competition are:

1. The Field: A rectangular shape with end zones at each end. A regulation field is 70 yards by 40 yards, with end zones 25 yards deep.
2. Initiate Play: Each point begins with both teams lining up on the front of their respective end zone line. The defense throws ("pulls") the disc to the offense.
3. Scoring: Each time the offense completes a pass in the defense's end zone, the offense scores a point. Play is initiated after each score.
4. Movement of the Disc: The disc may be advanced in any direction by completing a pass to a teammate. Players may not run with the disc. The person with the disc ("thrower") has ten seconds to throw the disc. The defender guarding the thrower ("marker") counts out the stall count.
5. Change of Possession: When a pass is not completed (e.g. out of bounds, drop, block, interception), the defense immediately takes possession of the disc and becomes the offense.
6. Substitutions: Players not in the game may replace players in the game after a score and during an injury timeout.
7. Non-contact: No physical contact is allowed between players. Picks and screens are also prohibited. A foul occurs when contact is made.
8. Fouls: When a player initiates contact on another player a foul occurs. When a foul disrupts possession, the play resumes as if the possession was retained. If the player committing the foul disagrees with the foul call, the play is redone.
9. Spirit of the Game: Ultimate stresses sportsmanship and fair play. Competitive play is encouraged, but never at the expense of respect between players, adherence to the rules, and the basic joy of play.

- **Basketball**

Basketball shoot off will be a competition between two patrols of three players plus one substitute. We will provide the basketballs for the contests. The competition will run over Day 3 of Ranger Camp. The rules for the competition are:

1. Played on half court
2. Playing time shall be two halves of 8 minutes running time with an intermission of one minute.
3. A tie score at end of regulation time will result in a 2 minute running clock overtime period with ball possession determined by coin flip. If still tied, subsequent 2 minute periods are to ensue until tie is broken.
4. One time out permitted per team per half [one additional for entire overtime]. Time outs to be 30 seconds in duration.
5. Substitutions may be made after a basket, a foul shot or any stoppage of play.

6. The winner of the coin toss shall take first ball possession and the loser shall take ball possession to start the second half. Ball possession changes hands after each basket unless a foul is awarded.
7. Deliberate stalling or attempts to freeze the ball shall result in a warning. The official will then administer a 10 second count within which a shot must be taken. If no shot, ball possession is lost.
8. The imaginary “check line” shall be the 3-point line. To start each half after a score or after a foul is awarded; a player must put the ball in play from the check line. On defensive rebounds or steals, the ball must be returned to the check line and the player in possession of the ball may maintain control and attempt to score.
9. Basket will count as in regular basketball – either a 2 point or a 3 point basket.

## Trebuchet

Trebuchet shoot off will be a competition between patrols. The rules for the competition

1. All trebuchet can be newly or previously built
2. Information is readily available on the internet for design ideas
3. Specs are as follows
  - a. 130# counter weight maximum
  - b. Frame height 5’ high maximum, 14’ long arm maximum
  - c. Firing from a distance of 15’ away from the unit is required for safety minimum
  - d. No unhistorical propellant assistant devises (springs, motors, rocket fuel)
  - e. Use of 5 pound projective (sand filled)
4. Judging will be based on
  - a. Construction (sturdy, works well, easy use) 1-5
  - b. Distance 1-5
  - c. Boy made (how much did they do) 1-5
  - d. Décor (paint, bells and whistles, coolness level) 1-5
  - e. Accuracy – Separate Prize

# ***Ranger Camp 2012 – Mission Improbable Camp Schedule***

## ***Thursday - August 16***

12:00 - 5:00 p.m.	Gate opens for Ranger Camp - Staff approval required for early arrival, Senior Commander Register, contact Brigade Coordinator for campsite location & set up camp
1:00 - 5:00 p.m.	FCF Village Open
3:00 - 5:00 p.m.	Trader's Row is open @ the FCF Village
5:00 p.m.	Senior Commander Orientation @ Arena Area
5:30 - 7:00 p.m.	Supper, clean up, prepare for evening service
7:30 p.m.	Evening Service @ Arena
9:30 p.m.	Snacks, prayer, devotion and quiet time at campsite
10:30 p.m.	TAPS - All quiet

## ***Friday - August 17***

6:15 a.m.	Commanders coffee and prayer at Staff Kitchen
7:00-8:30 a.m.	Rise & shine, give God the glory
8:30 a.m.	Flag raising, devotions @ Assembly Area
9:00 a.m. -12:00 p.m.	Events and FCF Village Open
12:00 – 1:00 p.m.	Lunch and clean up (Pastors Lunch at the staff kitchen with Staff)
1:00 p.m.	Meeting @ Assembly Area
2:00-5:00 p.m.	Events and FCF Village Open, Pool Open, Climbing Wall, Sports Challenges
3:00-5:00 p.m.	Trader's Row is open @ the FCF Village
5:00-7:00 p.m.	Dinner, fellowship, clean-up, prepare for evening service
7:30 p.m.	Evening Service @ Arena
9:30 p.m.	Snacks, prayer, devotion and quiet time at campsite
10:30 p.m.	TAPS - All quiet

## ***Saturday - August 18***

6:15 a.m.	Commanders coffee and prayer at Staff Kitchen
7:00-8:30 a.m.	Rise & shine, give God the glory
8:30 a.m.	Flag raising, devotions @ Assembly Area
9:00 a.m. -12:00 p.m.	Events and FCF Village Open
12:00 – 1:00 p.m.	Lunch and clean up
1:00 p.m.	Meeting @ Assembly Area Kangaroo Court
2:00-3:00 p.m.	Camp gathering @ the pasture - Trebuchet
3:00-5:00 p.m.	Events and FCF Village Open, Pool Open, Climbing Wall, Sports Challenges
3:00-5:00 p.m.	Trader's Row is open @ the FCF Village
3:00 p.m.	Dutch oven cook-off in the FCF Village
3:30 p.m.	Ironman Competition for boys 13 and up
5:00-7:00 p.m.	Dinner, fellowship, clean-up, prepare for evening service
6:00 p.m.	Brigade song, flag, bolo judging
6:30 p.m.	FCF Candidates (In Uniform) and Sponsors (In Buckskins) meet at Arena
7:30 p.m.	Evening Service @ Arena
9:30 p.m.	Snacks
10:30 p.m.	TAPS - All quiet

## ***Sunday - August 19***

6:15 a.m.	Commanders coffee and prayer at Staff Kitchen
6:30 a.m.	FCF Village – Communion - all are invited
7:00-8:30 a.m.	Rise & shine, give God the glory
9:30-10:30 a.m.	Network awards assembly @ Assembly Area
10:30 a.m.	Ranger Camp dismissal
1:00 p.m.	All Cleared out - Brigade Coordinators approve your campsite before you leave

## Outpost Information

Our Outpost will depart from \_\_\_\_\_ at \_\_\_\_\_ on \_\_\_\_\_, and will return to the above location at \_\_\_\_\_ on \_\_\_\_\_. Your Ranger Camp cost will be \$\_\_\_\_\_. Please don't miss what's shaping up to be the greatest Ranger Camp ever. Registration deadline is \_\_\_\_\_.

Contact Commander \_\_\_\_\_

Phone \_\_\_\_\_ and sign up today.

### Equipment List

- |                                     |                      |                      |
|-------------------------------------|----------------------|----------------------|
| ___ Short sleeved shirts            | ___ Pants            | ___ Swim suit        |
| ___ Sweat-shirt or jacket           | ___ Underwear        | ___ Socks            |
| ___ Royal Ranger uniform            | ___ Rain gear        | ___ Swim shoes       |
| ___ Sun block                       | ___ Insect Repellent | ___ Bible            |
| ___ Toilet kit                      | ___ Soap             | ___ Towel, washcloth |
| ___ Toothbrush & paste              | ___ Comb             | ___ Sleeping bag     |
| ___ Air or foam sleeping pad        | ___ Eating utensils  | ___ Mess kit         |
| ___ Flashlight/batteries            | ___ Pack or suitcase | ___ Camera (opt.)    |
| ___ Folding chair (not lounge type) |                      |                      |



## Step 3 - Register Now

There are three ways to register

### Method #1 – On-Line Using the Network Website

This is by far the best way to register. On-line registration requires the use of a credit card - either an individual or church credit card. You can register your outpost all at once or in groups / individually as they decide to attend. You can also order camp T-shirts for each person that wants one. Please be sure you correctly type each person's name during on-line registration. The administrative staff directly downloads all of the on-line registrants into a database and prints out an outpost list that is checked when you arrive at camp. Using on-line registration makes the process easier for you and the administrative staff.

To register on-line:

1. Go to [www.royalrangersnw.com](http://www.royalrangersnw.com)
2. Click on the link to Ranger Camp registration, or
3. Go directly to the NWMN Children's Ministry website and locate the Events page to find Ranger Camp 2012 registration. Please remember that if you make a mistake while entering attendees, the registration process will go back and ask you if you need to make any corrections. If you have any questions, please call Brian Harden @ (253) 863-3534 (Home) or (206) 250-1097 (cell).

### Method #2 – Mail-In Using the Registration Form

This is a handy way to register if you can't use a credit card. It's just as easy, but please fill out the entire registration form NEATLY so the administrative staff can decipher your writing. This process requires that you send in a Registration Form for each Person attending Camp. Mail-in registrations are mailed directly to the Network Office with money. The forms are e-mailed to the administrative staff so they can be entered into the database. Again, mail-in registrations can be completed as an entire outpost or in groups / individuals as needed. This requires extra work by the staff, but please use the method that best suits your needs.

T-shirts can be ordered using the mail-in method, but make sure you read the form carefully and mark down a size. It is recommended that mail-in registrations not be sent after August 9, because they may not arrive in time to clear the Network Office and get entered into the database.

To register by Mail-In:

1. Fill out a form for each person being registered.
2. Provide one check or money order, made payable to Northwest Ministry Network Royal Rangers, for the group of people being registered.
3. Mail in the money and form(s) to the Network Office address listed on the form.

If you have questions about registering by the mail-in process, please contact Brian Harden @ (253) 863-3534 (Home) or (206) 250-1097 (cell).

## **Method #3 – Register On-Site**

This method is the most time consuming for both you and the staff, and more costly – an extra \$10 per camper for a total registration cost of \$85 (chartered) or \$99.10 (unchartered). A registration form for each camper is turned into the administrative staff during the check-in process, along with the registration cost. Persons using this method will then be hand entered into the database after the check-in process is completed and must wait for their identification cards and lanyards.

If you plan on using this method, you can save yourself a lot of pain and heartache by having the registration forms completed prior to arriving at the check-in tent. Otherwise, you will need to complete an entire form for each person during the check-in process. Either checks or cash are accepted during the on-site registration process, but credit cards are NOT accepted! If you have questions about registering on site, please contact Brian Harden @ @ (253) 863-3534 (Home) or (206) 250-1097 (cell).

## **FAQs Concerning Registration**

**Q: If a person registers before arrival (Method #1 or #2), and can't make it to camp, can they get a refund?**

A: No, we are unable to refund money once spent at the Network. An option is to transfer that registration to another person not yet registered (see below).

**Q: What if a person I registered isn't able to come but I have another person to take their place?**

A: You can let us know when you are checking in. All you have to do is have a new registration form for the person replacing the original person, and include the original name at the top of the form so the administrative staff can change the database and make a new identification card. Be aware if a T-shirt was ordered for the original person, that money cannot be refunded, so the replacement person will get the pre-ordered T-shirt.

**Q: What if I registered before arriving to camp, and then I have additional persons to register on site?**

A: Praise the Lord, bring them on! We will allow you to register up to 15% more people on site at the preregistration price. After that, people are registered at the on-site registration cost. Please note: it saves you a lot of time if you have registration forms filled out before arriving for the new people and remember – checks or cash ONLY.



## Step 4 – Head to Camp

### Camp Location

Stonewater Ranch is located near beautiful Lake Wenatchee in the Cascade Mountains. Travel on U.S. Highway 2 to State Highway 207, and turn toward Lake Wenatchee. Go 3.7 miles and turn right onto Beaver Valley Highway (State Highway 209 towards Plain, WA). Travel 5 miles then turn left at Chiwawa Loop Road (turn is on a 90 degree bend in the highway), then travel about 1.5 miles to Stonewater Ranch, located on the right side of the road. Look for signs directing you to the camp entrance.



- 1 Security
- 2 Parking
- 3 Arena
- 4 Snack Shack
- 5 Event Area
- 6 Registration / Prayer Tent
- 7 Staff Area
- 8 Tenting – Blue Brigade
- 9 Tenting – Green Brigade
- 10 FCF Village
- 11 Accuracy Events
- 12 Inflatables / Pools

- Doctor / First Aid 
- Porta Potty 
- Dumpster 

## **Camp Information**

### **Equipment**

Outposts are responsible for bringing their own equipment to Ranger Camp. This includes both camping and cooking equipment. If you aren't sure what type of equipment to bring, check out the merits and LMA training modules associated with camping. Be prepared for both hot weather and light rain, as both conditions can exist during any Ranger Camp. Food storage is the responsibility of each outpost. Bring coolers to keep perishables safe. Ice will be available for a nominal fee at camp each day. There is a store in Leavenworth (30 minutes away) to get any other necessary items.

### **Visitor Policy**

Royal Ranger men and boys only are invited to attend Ranger Camp. Other visitors (yes, this means all ladies) will be required to have a special visitor's pass issued by the Gate Attendant. Visitors must adhere to the following rules:

1. Each visitor must purchase a pass from the camp Gate Attendant and keep this pass visible on their person for the duration of their visit at Ranger Camp.
2. Visitor hours: 1:00 p.m. to close of evening service. If you are having dinner with an outpost please make prior arrangements. Ladies cannot eat breakfast and lunch with an outpost unless a Pastor on Pastor's Day.
3. Visitors must submit and adhere to all camp rules and must exit the Ranger Camp grounds at the close of evening service each night.
4. Visitors attending the evening services must be seated within the visitors' section.
5. All female visitors must be escorted at all times by a male 18 years of age or older. Note: Gate Attendant can reach commanders via radio when an escort is required.
6. Dress code for females – DRESS APPROPRIATELY! Security will turn away visitors that do not dress modestly.

### **Lost and Found**

To minimize the loss of items, write the name of the owner on belongings prior to arriving at camp. If you would like to have your boy's lost items back, contact Ranger Camp Commander Brian Harden (253) 863-3534 before September 1. If your item can be identified it may be shipped to you COD (keep in mind this is a bit expensive). After September 1, items will no longer be available for return.

### **Emergency Phone Number**

Stonewater Ranch - (509) 763-3161. Use for emergencies only as the Ranch staff will not be able to track down a kid for a non-emergency situation.

### **Forbidden Items**

Please DO NOT allow your boy to bring the following items to Ranger Camp:

- Firearms of any kind
- Fireworks or incendiary devices
- Sheath knives (pocket knives for boys with Toolcraft merit okay)
- Expensive personal gear that may get lost



Items such as MP3 players, iPods, CD players, etc. may be used on the way up and back to camp, but cannot be used during Ranger Camp. Not all boys that attend Ranger Camp are saved (that's why we invite them, to get saved), so occasionally theft does occur. Please do not allow your son to bring anything to camp they would regret losing or having stolen. The best way to ensure all clothing is returned is to mark it with your son's name and phone number.

## Step 5 - Transformation Begins

### Check-in Process

When you arrive at Ranger Camp, the security folks will check out your Liability Release forms and Medical Forms, so HAVE THEM AVAILABLE. The security folks want to make sure only people registered and approved are coming on site. They are there for the protection of the boys and commanders, so help them out.

After getting to your campsite area, a commander should come over to the Registration Tent as soon as possible. Please bring the following items with you:

- All Emergency Medical forms for boys
- All Liability Release forms for boys
- Pastor's Signature form for Workers at camp (even if you sent one in with chartering)
- Any new registration forms or forms for replacement of a pre-registered camper
- Cash or check if registering on site

Please do not bring boys to the tent if at all possible as it adds to the chaos. If boys must stay with the commander, they need to wait outside the tent. Look at the attached site map for the location of the registration tent.

When you get to the tent, the administrative staff will compare your pre-registration list against the people you brought to camp. If there are any new or replacement campers, they will collect registration forms for these folks. The staff will also collect your emergency medical forms, liability release forms and Pastor's Signature letter.

Once the list of campers is verified, then the staff will hand over the following materials for your outpost:

- Hats for registered campers
- Patches for registered campers
- Color coded lanyards based on your Brigade
- Identification cards for each camper pre-registered
- T-shirts for campers that ordered during pre-registration
- Camp Schedules

For people registered on site, identification cards will be available at the Thursday night evening pageant. If you do not have your Pastor's Signature Letter approving the Commanders and adults at camp, then the Camp Director will need to verify by phone call with the Church before allowing your outpost to complete the registration process. Please don't forget to bring this form! Emergency Medical forms will be returned when you leave camp, but the Liability Release forms remain with the administrative staff. Please remember that Emergency Medical forms must travel in the vehicle with the person.

## **Early Arrival**

If you plan to arrive before Thursday to work on stage construction or event setup you must contact Brian Harden (253) 863-3534 for approval.

Camp Gates Open at 12:00 p.m. Thursday

(Hint: Eat lunch before you arrive so you can work on setting up camp upon arrival.) No group will be allowed in early unless they are Ranger Camp staff and have been instructed to report early. Camps that are set up early, outside of the above guidelines, will be asked to break camp. Outposts will be assigned their campsites by their respective Brigade Commanders. You may park at the campsite only long enough to unload your camping equipment and boys, and then you must move your vehicles to a designated parking area. Parking attendants will be on duty Thursday afternoon to direct you to an appropriate parking spot. Camp officially closes at 12:30 p.m. Sunday. All campers must be checked out by 2:00 p.m. NO SUNDAY NIGHT STAY OVERS!

## **Safe Campsites**

Always consider safety in your campsite planning! If you don't need tools, don't put them out. Do you have a fire extinguisher available? Are your tent lines flagged or tagged to prevent tripping? Have your boys been briefed on the location of medical aid? SAFETY MUST BE A PRIORITY IN ALL WE DO! The Camp Safety Officer or your Brigade Commander will be making routine inspections. MAKE SURE YOU FILL IN YOUR GREASE PIT AND OTHER HOLES WHEN YOU LEAVE.

## **Concession Stand**

Candy, snacks and pop are available at the concession stand. Open daily: 9 to 11 a.m. and 2 to 5 p.m.

## **Traders Row**

Trading times will be listed on the camp schedule. All trading will take place in the designated area by approved traders only. NO OTHER TRADING ALLOWED IN CAMP! NO TRADING OF KNIVES OF ANY TYPE WILL BE ALLOWED!! The FCF Village strongly encourages boys to trade for items versus buying with cash. Bring trade items that traders want: antlers, beads, leather, buckskin, pouches, furs and other outdoor items. BOYS, don't trade outside of Traders Row - you'll regret it! Approved traders will receive an identification tag for easy recognition. If they don't have that tag, don't trade with them. If you want to be a trader, you must file an application by July 30 using the form provided in this booklet or online at [www.royalrangersnw.com](http://www.royalrangersnw.com).

## **Brigades**

The two Brigades will camp together as follows:

1. Blue Brigade: HENRY RUIZ, (360) 988-6503 – Metro, Northwest & Southwest Divisions
2. Green Brigade: LONNIE O'NEAL, (509) 762-1307 – East, South Sound & Central Divisions

## **Honor Patrol**

The Honor Patrol consists of the top Expedition Rangers in our district that competed at the Network Ranger of the Year competition and has received a special invitation from the Network staff. Each of these young men who attend Ranger Camp will take part in the honor guard for flag raising each morning and other esteemed duties. The Honor Patrol has the privilege of eating with the Ranger Camp staff in the staff kitchen. Each honor patrol member present also receives a special bolo. This patrol will camp together in NWMN tents in a specially designated area. The honor patrol attends Ranger Camp FREE! All of this is just a token of our appreciation for the accomplishments of these fine young men.

## **Participating in Special Events**

### **Ironman Event**

Ironman is a long-standing traditional event at Ranger Camp. Boys in high school may compete in the Ironman event this year, as well as adults! This event offers exciting obstacles to test your endurance; including running, obstacle course and other hurdles. All participants receive a cool Ironman patch. The fastest time will also receive a great prize already picked out and waiting just for you! See the schedule handed out at camp for the event time, and listen up at the assemblies for when and where you need to register.

### **Dutch Oven Cook-off**

This is a Commander or boy's event. Judges are hand-picked for their culinary expertise, and each judge will taste the fruits of your labor. There are prizes for the 1st, 2nd and 3rd place dishes. Please provide your own food, oven, and serving device (spoon, ladle, etc.). Judges will bring their own plate and utensil. If your dish requires special serving (bowls and spoons), you better provide those if you want a shot at winning.

### **Expedition Rangers Only**

There are lots of special events for the Expedition Rangers (ER) that attends Ranger Camp. Commander Ralph Allen works hard to ensure the ER have a good time. ER meet on Thursday night after the pageant for a fellowship time and snacks, so keep your ears open for the time and location of this meeting. Then there's Saturday night. The ER gets together and does all kinds of exciting things, such as paintball, basketball, dodge ball and capture the flag. The hardest (or craziest) commanders chaperone the fun, staying up with the ER into the wee hours of the morning. Oh yeah, and lots of food and a special speaker. Sound like fun? Make sure you watch the schedule and listen up for the time and location of all ER activities.

## **Check-out Process**

After breakfast Sunday morning, start packing up the gear and get ready to head home for a much needed shower and rest! Make sure you get to the final judging events on the Camp Schedule, and get to the final assembly on Sunday morning at 9:30 am to close out Ranger Camp the right way. Awards and recognitions will occur at this assembly, so don't miss it!



The last thing to do after the Sunday morning dismissal is check out with your Brigade Commander. He will inspect your campsite to make sure it is picked up and looks as good or better than when you arrived! Royal Rangers always leave their campsite looking sharp – it's a bad witness to leave it otherwise.

Once your Brigade Commander inspects your campsite and any discrepancies are resolved, they will hand over your Outpost packet. This packet will include:

- ER Merit Certificates
- Emergency Medical Forms (to travel in the vehicle that the boy is in)
- Camp Pins
- Feedback Forms

You won't make it past the security gate without your Outpost packet, so don't leave before checking out with your Brigade Commander. Make sure you turn over any pre-finished Feedback Forms to the Brigade Commander. Have a great trip home; we trust your Ranger Camp 2012 visit bore fruit in the lives of your boys and men. See you next year!

# RANGER CAMP 2012 REGISTRATION FORM

(Complete one form for each camper)

PLEASE PRINT CLEARLY

LAST NAME	FIRST NAME	JR/SR/MI
-----------	------------	----------

## CHECK ONE

Discovery Ranger ☐ Adventure Ranger ☐ Expedition Ranger ☐ Adult/Leader ☐  
(3<sup>rd</sup>-5<sup>th</sup> Grade) (6<sup>th</sup>-8<sup>th</sup> Grade) (High School)

ADDRESS	APT. NO.
CITY	STATE ZIP CODE
HOME PHONE	DAY PHONE (OPTIONAL)
E-MAIL ADDRESS (OPTIONAL)	
OUTPOST NO.	DIVISION (NW, METRO, SOUTH SOUND, SW, CENTRAL, EAST)

## CHURCH INFORMATION

(If handed in with other forms from the same church, fill out only one form to complete this information - the rest can be left blank)

CHURCH NAME
CHURCH ADDRESS
CITY
CHURCH PHONE
CHURCH/COMMANDER E-MAIL (REQUIRED)

## PAYMENT INFORMATION

Notes:

- Registration cost is \$75 per camper if registering by mail or on-line. On-site registration cost is \$85. Non-chartered outposts pay an additional 15% per person, whether mail-in, on-line or on-site (on-line/mail-in = \$86.25, on-site = \$97.75)
- Camp T-shirts are available at the \$15 discount price either on-line or mail-in. Photos of the shirt are on-line. Sizes are YS, YM, YL, YXL, Small, Medium, Large, XL, 2XL, 3XL.

Registration Cost (note 1)	\$
Non-Chartered Add 15% (note 1)	\$
Camp T-shirt - \$15 (note 2)	\$
Indicate shirt size: _____	
<b>TOTAL COST</b>	\$

## STAFF USE ONLY

--

Make check/money order out to **Northwest Ministry Network Royal Rangers**

Mail to: 35131 SE Douglas Street, Suite 200, Snoqualmie, Washington 98065 by Aug 10<sup>th</sup>

Division: \_\_\_\_\_ Brigade: \_\_\_\_\_ Outpost #: \_\_\_\_\_

### **EMERGENCY MEDICAL INFORMATION**

Duplicate one for each boy

Name \_\_\_\_\_ Birth Date \_\_\_\_\_ Age \_\_\_\_\_

Address \_\_\_\_\_

City \_\_\_\_\_ State \_\_\_\_\_ Zip Code \_\_\_\_\_

Father/Guardian \_\_\_\_\_ ( ) \_\_\_\_\_ ( )  
Daytime phone number Evening phone number

Mother/Guardian \_\_\_\_\_ ( ) \_\_\_\_\_ ( )  
Daytime phone number Evening phone number

Physician \_\_\_\_\_ ( )  
Phone number

Family medical insurance information:

\_\_\_\_\_  
Name of Insurance Company

\_\_\_\_\_  
Mailing Address

\_\_\_\_\_  
City State Zip Code

Employer with which insurance coverage is provided: \_\_\_\_\_

Employer's group medical insurance account number: \_\_\_\_\_

### **CONFIDENTIAL HEALTH HISTORY**

Does he have/Has he had: YES NO YES NO

Appendicitis \_\_\_\_\_ Heart ailments \_\_\_\_\_

Asthma \_\_\_\_\_ Scarlet fever \_\_\_\_\_

Hay fever \_\_\_\_\_ Hernia \_\_\_\_\_

Rheumatic fever \_\_\_\_\_ Poliomyelitis \_\_\_\_\_

Diabetes \_\_\_\_\_ Epilepsy \_\_\_\_\_

Fainting spells \_\_\_\_\_ Contagious diseases \_\_\_\_\_

Other \_\_\_\_\_

Significant injury or operations? \_\_\_\_\_

Is he taking any medication? \_\_\_\_\_

Are his activities restricted for any reason? \_\_\_\_\_

Is he allergic to penicillin or other medication? \_\_\_\_\_

Please EXPLAIN FULLY any YES answers to this list of conditions: \_\_\_\_\_

\_\_\_\_\_  
Date of last tetanus shot: \_\_\_\_\_

### **PERMISSION FOR EMERGENCY MEDICAL TREATMENT**

In the event my son becomes ill or sustains injury while in the care of or under the supervision of the Royal Rangers Outpost, or any of its officers or leaders, they are given permission to administer First Aid for his relief. Consent is also given to admit him to any hospital and for all medical, surgical, diagnostic and hospital procedures or treatment as may be performed or prescribed, including the administration of such drugs or medication, by a physician for him when such treatment is deemed immediately necessary or advisable to safeguard my child's health and it is not advisable or practical to return him to us or to receive our instruction for his care. I waive my right to informed consent for said treatment.

\_\_\_\_\_  
Date

\_\_\_\_\_  
Signature of parent or custodial guardian

Division: \_\_\_\_\_ Brigade: \_\_\_\_\_ Outpost #: \_\_\_\_\_

### **LIABILITY RELEASE AND PARENTAL CONSENT FOR FIELD TRIP PARTICIPATION**

I/We, the undersigned am/are aware that Royal Rangers is a Christian boys program operating as a ministry. Moreover, that the wide range of activities offered my child as part of the Royal Rangers outpost sometimes involves activities of locations other than the church.

With the above in mind, I/we hereby give permission/consent for my/our child \_\_\_\_\_  
(First name) (Last name)  
a minor, age \_\_\_\_\_ to participate in \_\_\_\_\_ on \_\_\_\_\_,  
(Date, day/month/year)  
and for their transportation to and from this activity to which I/we understand is provided for by the Royal Rangers leaders. I/We do also hereby consent and agree to hold harmless/release the \_\_\_\_\_,  
(Name of sponsoring church)  
its agents, assign employees and volunteer assistants from any and all liability whatsoever arising out of injury, sickness, or damage which may be sustained by my child during the course of said trip.

Dated this \_\_\_\_\_ day of \_\_\_\_\_ in the year of \_\_\_\_\_.

\_\_\_\_\_  
(Signature of parent/custodial guardian)

\_\_\_\_\_  
(Phone number(s) daytime)

\_\_\_\_\_  
(Phone number evening)

\_\_\_\_\_  
(Signature of parent/custodial guardian)

\_\_\_\_\_  
(Phone number(s) daytime)

\_\_\_\_\_  
(Phone number evening)

### **MODEL RELEASE**

I/we authorize Northwest Ministry Network Royal Rangers to photograph my/our child during camp activities. No pictures will be published electronically or otherwise, that list my child's full name or home town, or any other information of a personal nature.

\_\_\_\_\_  
(Signature of parent/custodial guardian)

### **EARLY RELEASE FROM RANGER CAMP**

If your son will be leaving the Ranger Camp before his outpost leaves at the conclusion of the camp, please fill out the portion below:

*I HEREBY GIVE CONSENT FOR MY SON TO BE PICKED UP AT RANGER CAMP.  
MY SON WILL BE PICKED UP BY:*

\_\_\_\_\_  
(Name)

on \_\_\_\_\_ at \_\_\_\_\_  
(Date) (Time)

\_\_\_\_\_  
(Signature of parent/custodial guardian)

**The person picking up your son should ask for assistance from the gate attendant or camp staff in locating the person to be picked up.**



## FCF VILLAGE APPLICATION

NAME \_\_\_\_\_ FCF NAME \_\_\_\_\_  
TRADE \_\_\_\_\_ NEED APPRENTICE Yes [ ] No [ ]  
LODGE TYPE/STYLE \_\_\_\_\_  
EAT IN VILLAGE (LUNCH ONLY) YES [ ] NO [ ] NEED LODGE YES [ ] NO [ ]  
EAT AT STAFF KITCHEN YES [ ] NO [ ] EAT WITH OUTPOST YES [ ] NO [ ]  
SLEEP IN VILLAGE YES [ ] NO [ ] HAVE EXTRA SPACE YES [ ] NO [ ]  
OUTPOST \_\_\_\_\_ CHURCH \_\_\_\_\_  
ADDRESS \_\_\_\_\_  
TELEPHONE NUMBER \_\_\_\_\_ SIGNATURE \_\_\_\_\_

### **RULES FOR THE VILLAGE**

1. To be eligible to stay in the Village you must have a period trade and display it during the hours the Village is open to visitors. Alternatively, you must have an approved (by the Village Advisors) scheduled event or work task in the Village that you are participating in. **Member in good standing and dues current for 2012.**
2. Must be in complete FCF outfit.
3. **Change:** There is a **\$30.00** non-refundable charge (for Breakfast and Lunch).
4. Registration forms **NO LATER THAN August 1.** There will be no last minute applications accepted. The fee also includes the Saturday Belgian waffle breakfast. All members are encouraged to eat dinner with their outpost. If your outpost is not attending Ranger Camp you will have the option to make arrangements with another outpost or eat in the Staff Kitchen. There will be a cost to eat in the staff kitchen. First meal will be Wednesday at noon during the Village kick-off meeting.
5. All prospective residents of the Village are requested to set up by **12 p.m. on Thursday of Ranger Camp week** so they can set up the rest of the Village and Ranger Camp.
6. All prospective residents of the Village will be assigned a location for their Lodge and Display. Do not set up your lodge or display without checking with **Jeff King** or first.
7. **Change: Trading times will be in accordance with the Camp Schedule. All trades will take place at each member's lodge. The trade must be tied to a scripture verse or story. All rangers must listen to trader's story before a trade can be made.**
8. There will be a meeting of all Village participants at the fire pit at 6 p.m. on Thursday. Communion will be on Sunday Morning at 6:30 a.m. in the Village.
9. Mail your completed registration form with your **check made out to NW Network FCF** to:

Jeff King  
11903 218th Ave. Ct. E.  
Bonney Lake, Washington 98391  
(253) 826-1146  
dubl\_eagle@comcast.net



## APPLICATION for Traders License

Name \_\_\_\_\_ FCF Name \_\_\_\_\_

Outpost \_\_\_\_\_ Division \_\_\_\_\_ Church \_\_\_\_\_

Address \_\_\_\_\_

Phone Number (     ) \_\_\_\_\_ Items to Trade \_\_\_\_\_

### **Procedures and Rules for Traders**

1. Send letter of application to:

John LaDuke  
5025 304<sup>th</sup> St. E.  
Graham, Washington 98338  
(253) 847-1908

2. To receive a Traders License each applicant must be a FCF member in good standing with dues current through year 2012
3. Only items that apply to Royal Rangers are to be traded (no knives, hawks, dream catchers, etc.).
4. Each trader must agree to keep all trades fair and in accordance with Matthew 7:12. This is the primary trade rule.
5. Traders must be in FCF outfit while trading.
6. \$20.00 will be charged for a license to trade. You must have a trader's license to trade. No other exceptions will be considered. Old' Trader Sam Sez: "I trade because I enjoy trading. But, I trade for the good of the boys because I enjoy their excitement. I also use trading as an opportunity to teach them that being fair with each other is more important than any profit I might make trading."

*Trading will be during the hours listed on the camp schedule only. All trades will take place at Trader's Row. The trade must be tied to a scripture verse or story. All rangers must listen to trader's story before a trade can be made.*

**NOTE:** Applications are to be sent to John by August 1st to facilitate planning.

## Feedback Form for Ranger Camp 2012

We are interested in your feedback for ways to improve Ranger Camp. Below is a list of areas to more readily help you in placing your finger on what went well and what could improve. Remember, we want to hear both!     5 is GREAT, 1 is BAD

Area	Rating	Comments
Events	1 2 3 4 5	
TBD	1 2 3 4 5	
ER Activities	1 2 3 4 5	
Pageant	1 2 3 4 5	
FCF Village	1 2 3 4 5	
Worship Team	1 2 3 4 5	
Registration / Badging / Check-in Process	1 2 3 4 5	
Security	1 2 3 4 5	
Hats / Shirts / Patches / Pins	1 2 3 4 5	
Judging/Competitions	1 2 3 4 5	
Check-out Process	1 2 3 4 5	

